

26.510 interviews  
01/11 - 02/12/2021  
1.057 interviews  
02 - 26/11/2021

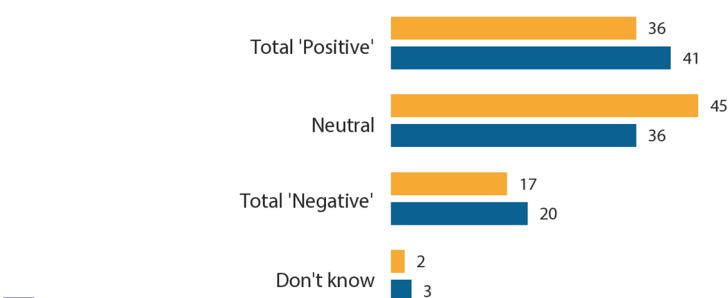
ROMANIA

EUROBAROMETER 96.2

Methodology: face-to-face\*\*

## I. IMAGE, ROLE AND KNOWLEDGE OF THE EUROPEAN PARLIAMENT

**QA2** In general, do you have a very positive, fairly positive, neutral, fairly negative or very negative image of the European Parliament? (%)

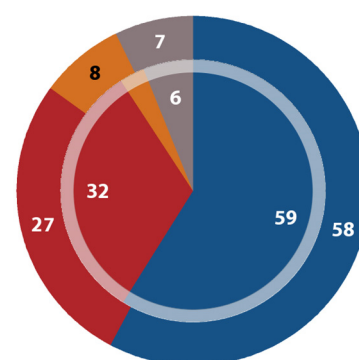


	EU27		RO	
	EB96.2	Δ*	EB96.2	Δ*
Total 'Positive'	36	- 1	41	- 6
Neutral	45	=	36	- 2
Total 'Negative'	17	=	20	+ 7
Don't know	2	+ 1	3	+ 1

\*Evolution 11-12/2020 (EB94.2) – 11-12/2021 (EB96.2)

Base: all respondents

**QA3** Would you personally like to see the European Parliament play a more important or less important role? (%)

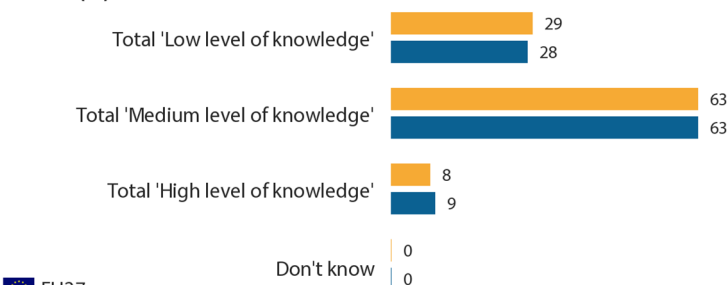


More important  
Less important  
No change/ As it is now (SPONTANEOUS)  
Don't know

EU27 Outer pie RO Inner pie

Base: all respondents

**QA11** On a scale of 1 to 10, where '1' means that "you know nothing at all" and '10' that "you know a lot", how much do you think you know about the work of the European Parliament? (%)



	EU27		RO	
	EB96.2	Δ*	EB96.2	Δ*
Total 'Low level of knowledge'	29	- 9	28	- 2
Total 'Medium level of knowledge'	63	+ 8	63	+ 4
Total 'High level of knowledge'	8	+ 2	9	- 2
Don't know	0	- 1	0	=

\*Evolution 10/2019 (EB92.2) – 11-12/2021 (EB96.2)

Base: all respondents

**QA11** On a scale of 1 to 10, where '1' means that "you know nothing at all" and '10' that "you know a lot", how much do you think you know about the work of the European Parliament? (%)

Answer: Total 'Medium level of knowledge'

	EU27	RO
TOTAL	63	63
<b>Gender</b>		
Man	66	69
Woman	60	56
<b>Age</b>		
15-24	59	72
25-39	63	71
40-54	67	68
55+	62	49
<b>Education (End of)</b>		
15-	51	37
16-19	63	65
20+	69	72
Still studying	63	69

Socio-demographic breakdown

Base: all respondents

26.510 interviews  
01/11 - 02/12/2021

1.057 interviews  
02 - 26/11/2021

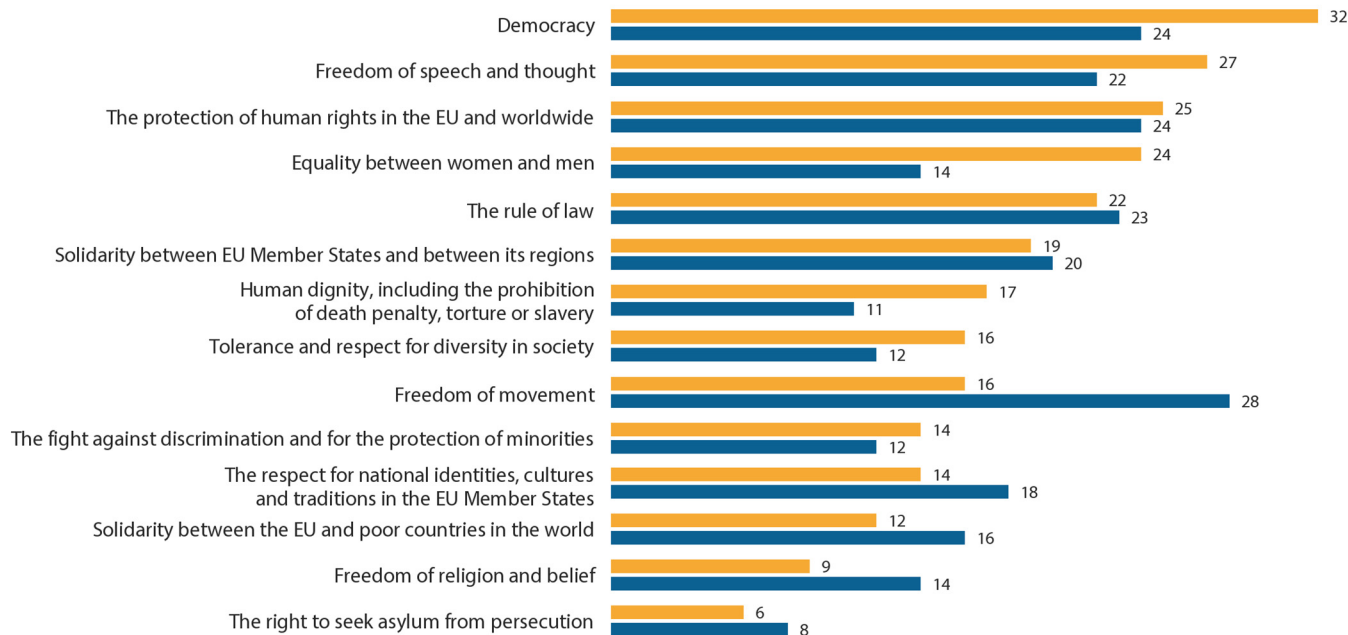
Methodology: face-to-face

ROMANIA

EUROBAROMETER 96.2

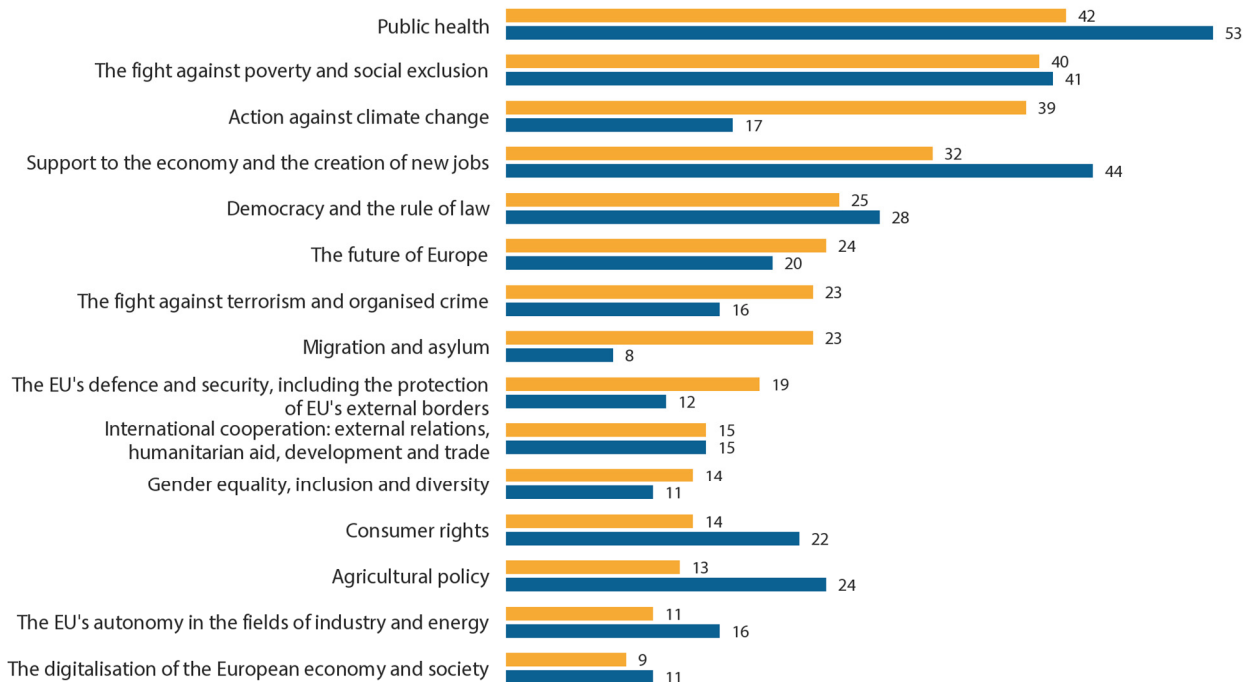
## II. VALUES TO DEFEND AND PRIORITIES OF THE EUROPEAN PARLIAMENT

**QA5** In your opinion, which of the following values should the European Parliament defend as a matter of priority? (MAX. 3 ANSWERS)  
(%)



Base: all respondents

**QA4ab** Which of the following topics would you like to see addressed in priority by the European Parliament? Firstly? And then? (MAX. 4 ANSWERS)  
(%)



Base: all respondents

26.510 interviews  
01/11 - 02/12/2021  
1.057 interviews  
02 - 26/11/2021

ROMANIA

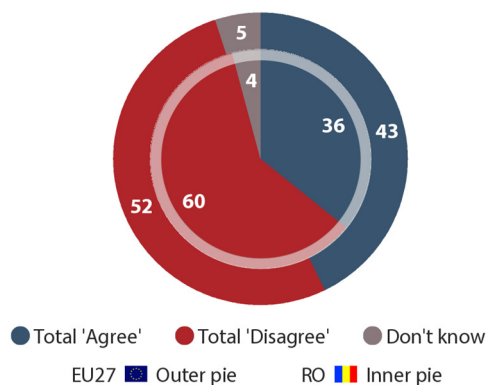
EUROBAROMETER 96.2

Methodology: face-to-face

## III. MY VOICE COUNTS IN (OUR COUNTRY) / THE EU

**D72.1** To what extent do you agree or disagree with each of the following statements.

**My voice counts in the EU (%)**

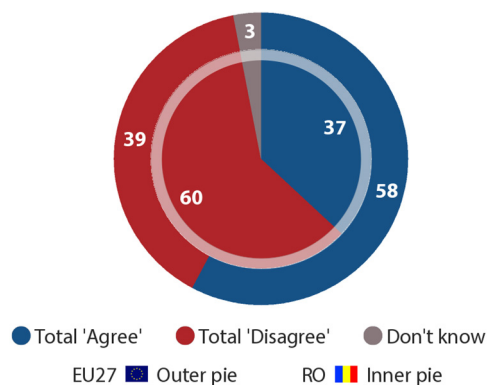


\*Evolution 11-12/2020 (EB94.2) – 11-12/2021 (EB96.2)

Base: all respondents

**D72.2** To what extent do you agree or disagree with each of the following statements.

**My voice counts in (OUR COUNTRY) (%)**

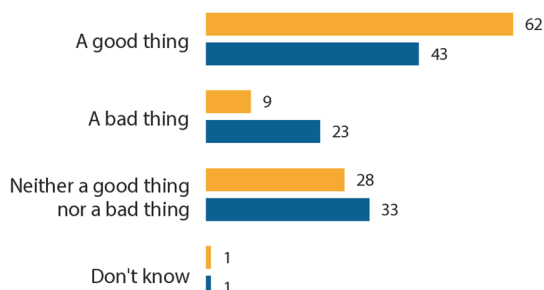


\*Evolution 11-12/2020 (EB94.2) – 11-12/2021 (EB96.2)

Base: all respondents

## IV. MEMBERSHIP OF THE EU

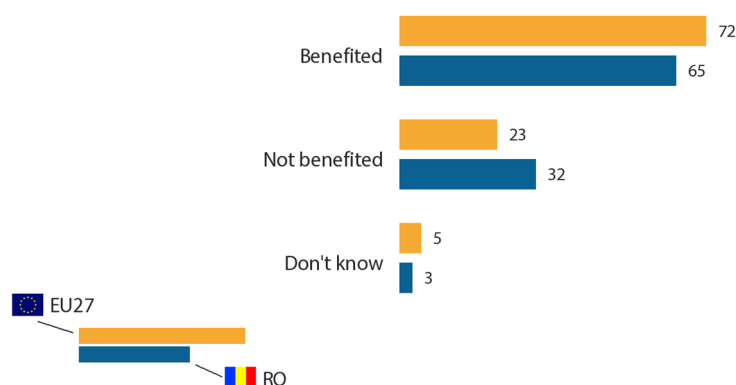
**QA7** Generally speaking, do you think that (OUR COUNTRY)'s membership of the EU is...? (%)



\*Evolution 11-12/2020 (EB94.2) – 11-12/2021 (EB96.2)

Base: all respondents

**QA8** Taking everything into account, would you say that (OUR COUNTRY) has on balance benefited or not from being a member of the EU? (%)



\*Evolution 11-12/2020 (EB94.2) – 11-12/2021 (EB96.2)

Base: all respondents

26.510 interviews  
01/11 - 02/12/2021  
1.057 interviews  
02 - 26/11/2021

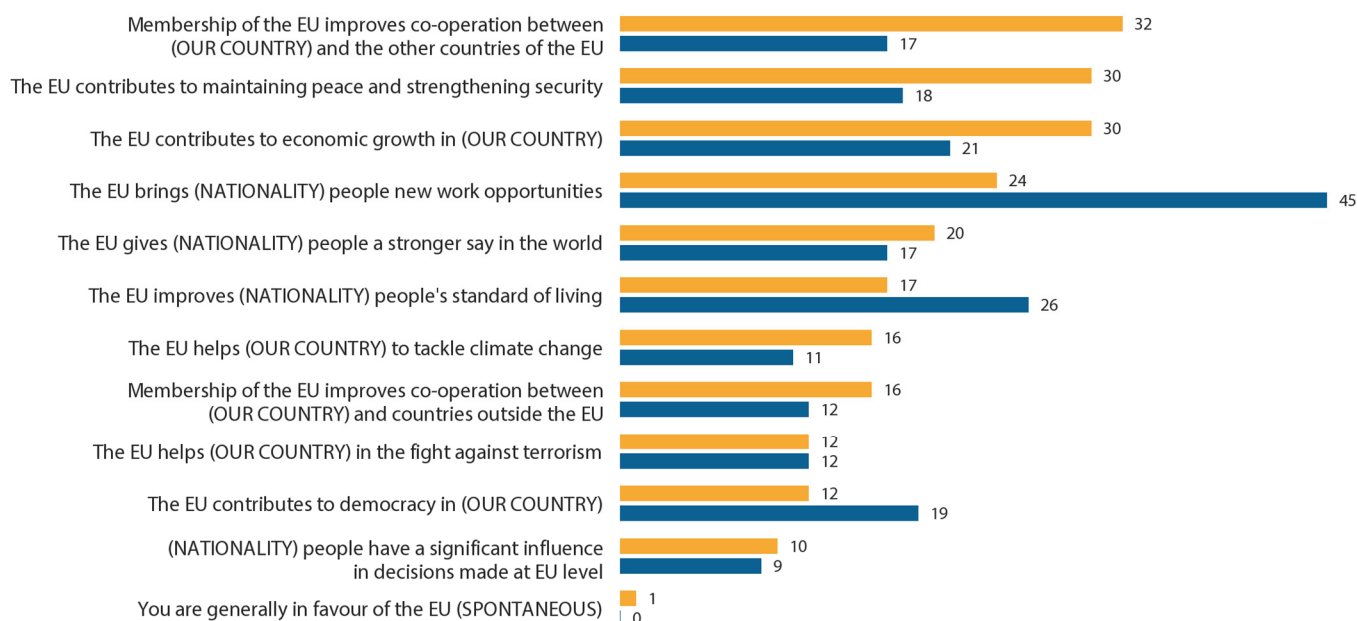
ROMANIA

EUROBAROMETER 96.2

Methodology: face-to-face

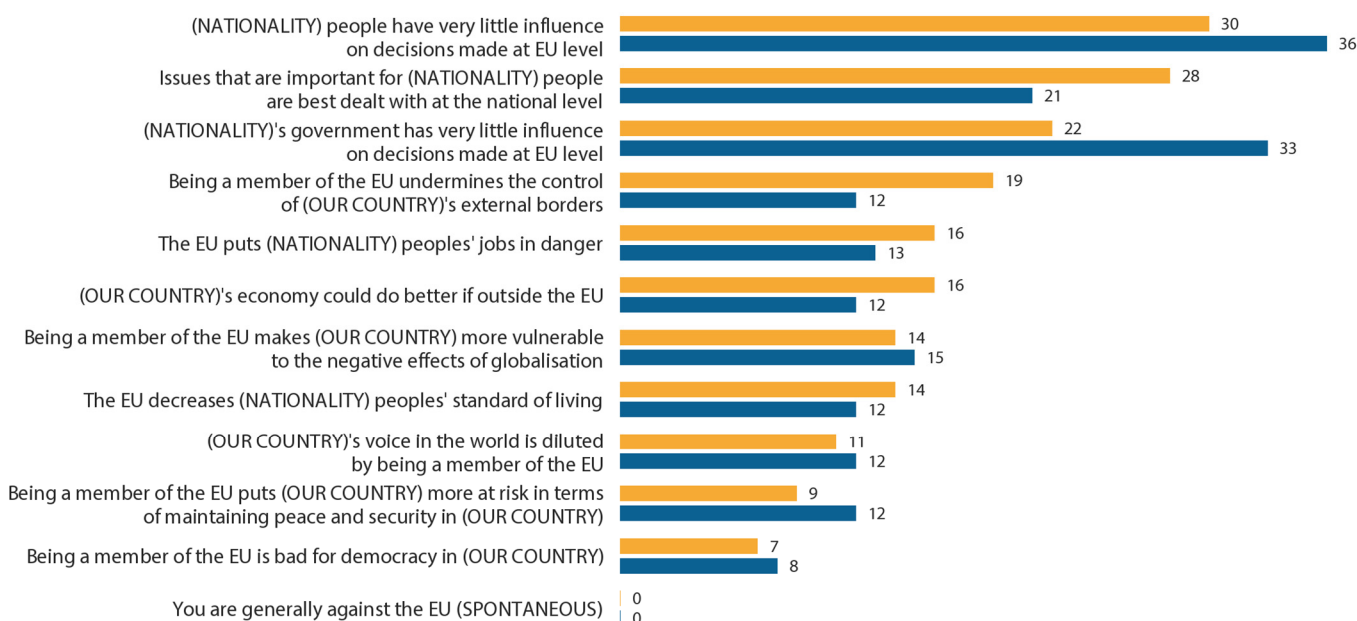
## V. REASONS THE COUNTRY HAS BENEFITED OR NOT FROM EU MEMBERSHIP

**QA9** Regardless of whether you think (OUR COUNTRY) has benefited or not from being a member of the EU, which of the following are the main reasons why people think (OUR COUNTRY) has benefited from being a member of the EU? (MAX. 3 ANSWERS)  
(%)



Base: all respondents

**QA10** Still regardless of whether you think (OUR COUNTRY) has benefited or not from being a member of the EU, which of the following are the main reasons why people think (OUR COUNTRY) has not benefited from being a member of the EU? (MAX. 3 ANSWERS)  
(%)



Base: all respondents